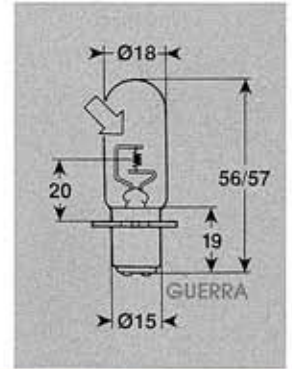
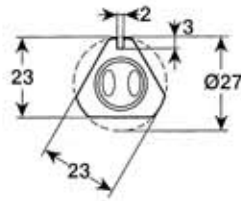
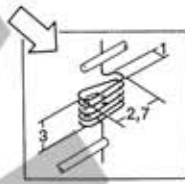
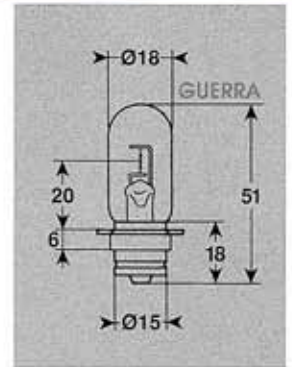


ART. No. ART. No. BEST. NR. CODICE	TYPE REF. TYP. TIPO	VOLTAGE VOLTS VOLTS VOLT	WATTAGE WATTS WATTS WATT	BASE CULOT SOCKET BASE	LUMENS LUMENS LUMENS LUMEN.	LIFE DUREE LEBENSDAUER DURATA	QY/PACK PIECES/CARTON STK./KARTON IMB.	FIG. No. FIG. No. BILD NR. FIG. n.
---	------------------------------	-----------------------------------	-----------------------------------	---------------------------------	--------------------------------------	--	---	---

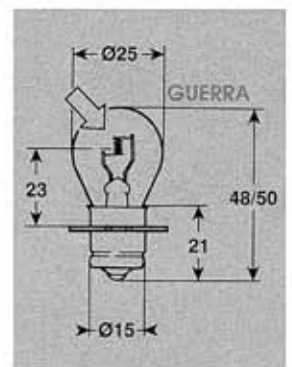
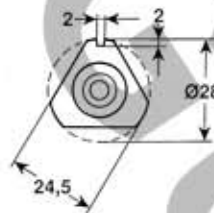
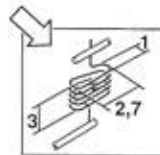
2756/1	S.4179	6	30	P27D	430	100	10	65
--------	--------	---	----	------	-----	-----	----	----



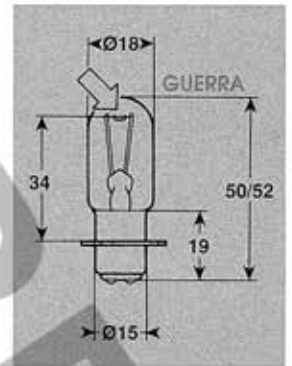
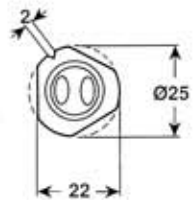
2756/464	70464	12	25	P255	360	100	10	66
2756/506	70506	6	15	P255	180	100	10	66



2756/H	-	6	33	P285	430	80	10	67
--------	---	---	----	------	-----	----	----	----



2756/NK	-	6	15	P25D	180	100	10	68
---------	---	---	----	------	-----	-----	----	----



2756/R	70505	6	15	SPEC.	130	1000	10	69
--------	-------	---	----	-------	-----	------	----	----

